



Owl's Home-learning Project

A Pirate's Life

For Me!



Name: _____ *

Task	1	2	3	4	5	6
Date						

Take EXTRA SPECIAL care of this sheet, as it is essential to you for completing your project successfully!

Your presentation is VERY important and the content of your project is even more important.

Always give yourself enough time to produce a good piece of work.

Check it carefully and see if you can make any improvements.

Good Luck and Have Fun! 

This six task project is for you to imagine that you are a pirate. You will be writing a journal that gives an insight into your swashbuckling lifestyle.

Researching the topic of ‘Pirates’ using books, the internet and adults you live with, will really help you and will make the tasks more accurate and interesting.

You can use the computer to present your project if you wish, or present it written by hand.

The following books are great reads to help you imagine the life of a pirate:

Treasure Island by Robert Louis Stevenson

How To Be a Pirate (How To Train Your Dragon) by Cressida Cowell

Pirate Island (You Say Which Way) by Blair Polly

How I Became a Pirate by Melinda Long

Everything I Know About Pirates by Tom Lichtenheld

Task 1:


Your journal will begin with an introduction called : My Pirate Self

You can include:

- Your name and a portrait of yourself
- Label the outfit that you wear
- Include some of your favorite pirate sayings around your portrait

AND

- Write a detailed description of yourself based on your portrait. Please include where you are from and how you became to be a pirate.

You could research pirate facts from books or the internet, to help make your character more realistic 

Task 2:

Your task this time is to describe your pirate ship and its crew.

You can include:

- A labeled drawing of your ship
- A written description OR labeled drawing of any animals aboard, explaining why they are there, what they do on the ship and any interesting points about them
- A typical menu for an evening meal on your ship (think! Does everyone have the same?)

REMEMBER: You could research pirate facts from books or the internet, to help make your character more realistic 🐱

Task 3:

This time, I would like you to try to explain your fascination with treasure.

You can include:

- A treasure map for an island, which has a key and instructions - for anyone in search of said booty!
- You could write a 'treasure legend' explaining how it came to be on the island, who it belonged to and any curses attached to it.

You can choose one of these activities, or both if you

want to be swashbucklingtastic!



Task 4:

Now, I would like you to write an extract of
'pirate lore'.

Definition: Pirate Lore consists of legends, music, oral history, popular beliefs, fairy tales, stories, tall tales, and customs that were told by **pirates** and sailors around the world. ... Many lores were made over time; some of which would be believed to be not more than legend.

You can chose to do either:

- A pirate song about a pirate's life

OR

- A swashbuckling tale from the deep blue sea

Both of these will be stories of famous pirates
and how they got their names, pirate battles,
accounts of pirate life – how people were
made to walk the plank etc. – be

imaginative!



Task 5:


This time, you need to create a secret code that can only be used by those who know the formula. Create the code using the table below then write a secret message explaining how to find your treasure, using your secret code.

You can use symbols, numbers, letters or a mixture.


Try and crack my code below before you begin.



The Black Cat Code.

A	B	C	D	E	F	G	H	I	J	K	L	M	N
¥	\$	3	½	*	%	@	≥	9	†	?	4	2	0
O	P	Q	R	S	T	U	V	W	X	Y	Z		
8	¥	£	+	6	^	5		£	÷	=	2		

¥+@≥ 2= ≥*¥+^9*6,

a96 \$*3¥56* 9 48* a≥*\$4¥3?

3¥a a≥¥a 9 ¥5a a≥* a+*¥65+* 90

≥96 \$8£4.

Give your code a name: _____.

Your last task is to create a chest of all your personal pirate belongings. It will be what you carry with you and has all your worldly goods inside. You can include all kinds of things inside: maybe your treasure map; a telescope, treasure, shells from distant lands; a bottle of Blackbeard's rum (non –alcoholic of course ;)); or an ear ring from a defeated enemy. You can put your belongings in a case you have already or you could make a battered sea chest from a shoe box or something similar. Think how to make your pirate chest look authentic – like it really belongs to someone who's sailed to distant lands, plundered ships for treasure and battled to become infamous.

Argh, me hearties, I can't wait to see them!



Have fun!